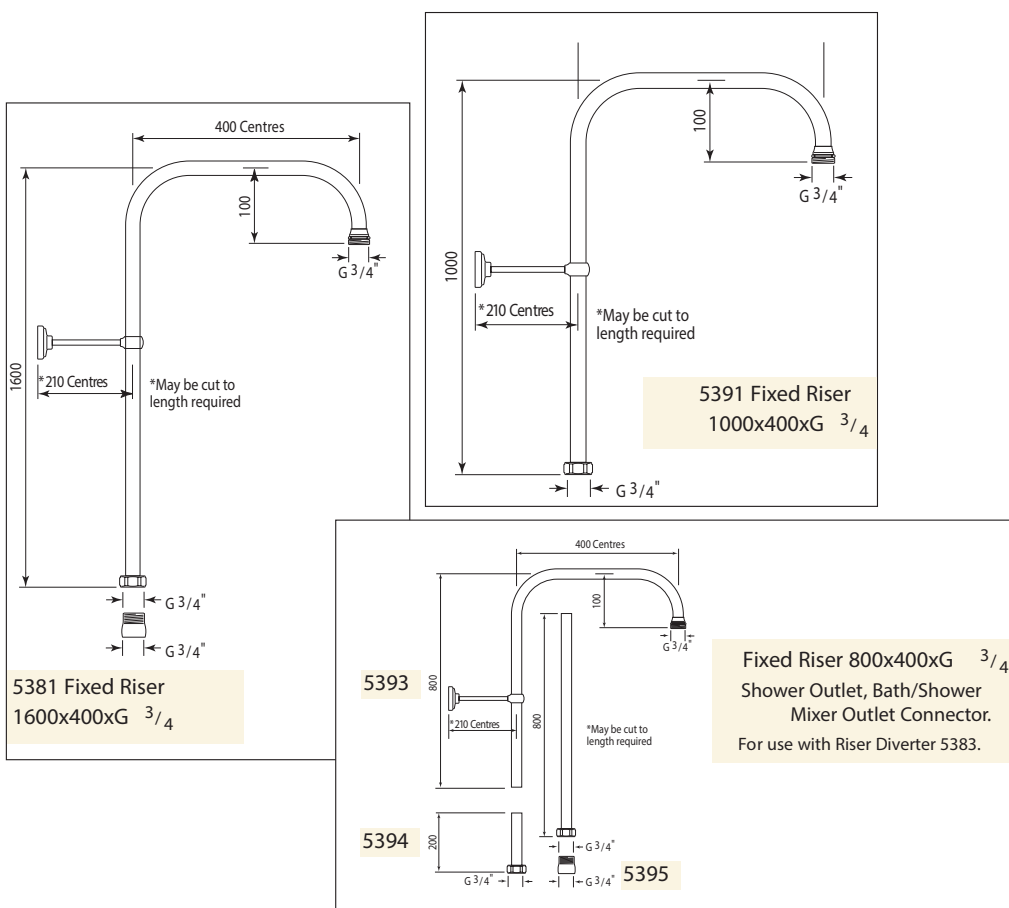


Specification

5381 5391 5393/4/5

Fixed Riser - 1600 x 400 x G³/₄,
1000 x 400 x G³/₄, 800 x 400 x G³/₄, Shower Outlet,
Bath/Shower Mixer Outlet Connector

Where * Indicated Specify Colour.



Packed Weight: 5381 3.2Kg

5391 1.9Kg

5393 1.8Kg

5394 0.2Kg

5395 0.5Kg

Temp Range:

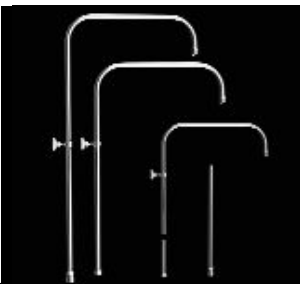
Min 1°C / 34°F

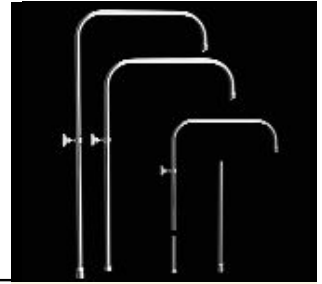
Max 85°C / 185°F

Recommended working pressure:

Min 0.5 bar / 7psi

Max 5 bar / 75 psi





Specification

5381 5391 5393/4/5

Fixed Riser - 1600 x 400 x G^{3/4},
1000 x 400 x G^{3/4}, 800 x 400 x G^{3/4}, Shower Outlet,
Bath/Shower Mixer Outlet Connector

Where * Indicated Specify Colour.

