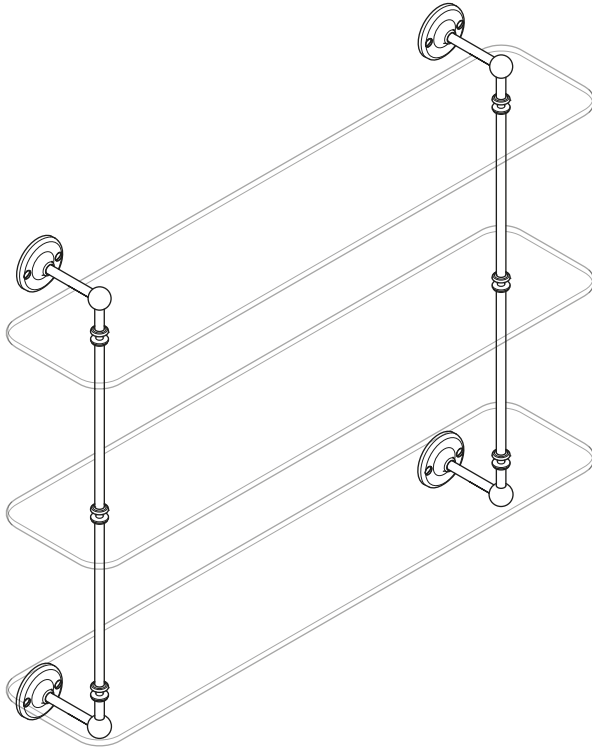


LB 4518
THREE TIER GLASS SHELF
INSTALLATION GUIDE



LEFROY BROOKS

IMPORTANT INFORMATION

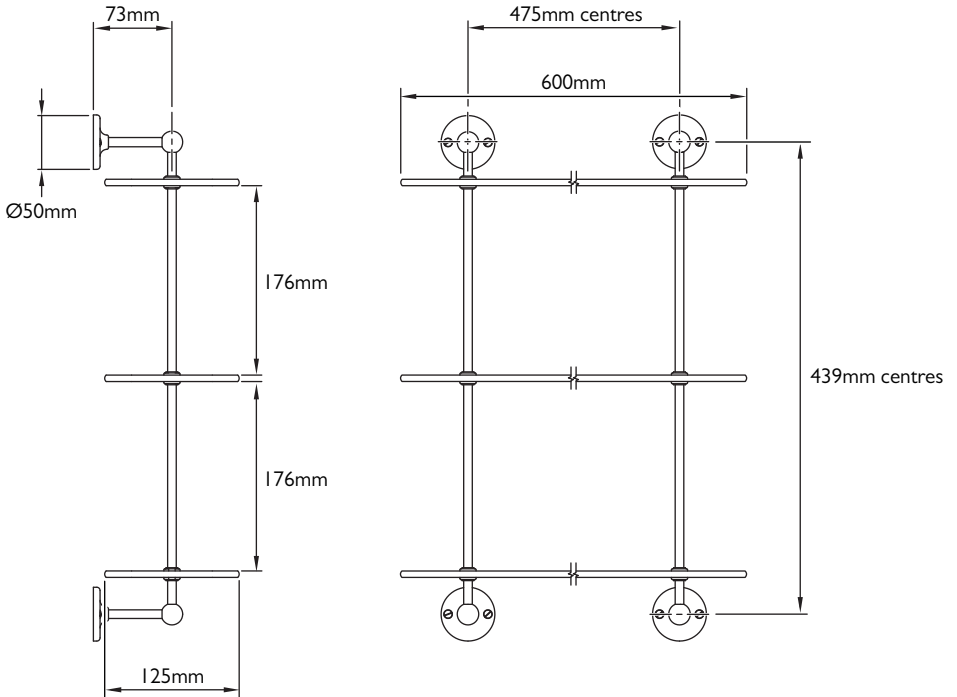
Professional installation

We recommend that our products are fitted by a fully qualified professional. A tester should be used to ensure there are no hidden pipes or electrical cables where the product is to be mounted.

Wall fixings

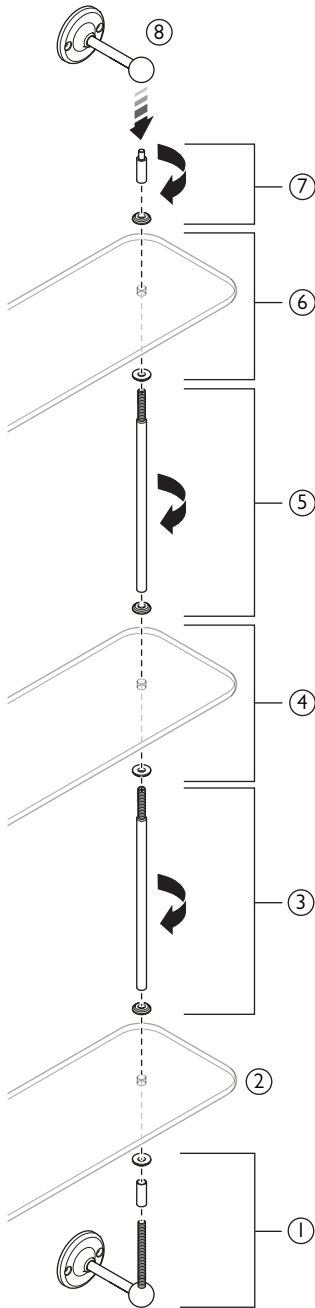
The screws and wall plugs provided are suitable for most brick walls. However, if the wall is constructed of plasterboard or soft building block the appropriate fixings should be used.

DIMENSIONS



Not to scale

ASSEMBLY & INSTALLATION



Assemble both sides of the three tier shelf, starting at the bottom and working up.

- 1 Slide a wall bracket sleeve and washer, with flat side on top, over the threaded studs of the wall brackets.
- 2 Slide a glass shelf over the threaded studs of the wall brackets.
- 3 Slide a washer, flat side at bottom, over the threaded studs of the wall brackets. Screw a long spacer onto the threaded studs of the wall brackets.
- 4 Slide a washer, with flat side on top, over the threads of the long spacers. Slide a glass shelf over the threads of the long spacers.
- 5 Slide a washer, with flat side at bottom, over the threads of the long spacers. Screw the remaining long spacers onto those already installed.
- 6 Slide a washer, with flat side on top, over the threads of the long spacers. Slide a glass shelf over the threads of the long spacers.
- 7 Slide a washer, flat side at bottom, over the threaded studs. Screw the upper locating spacers on to the threads of the long spacers.
- 8 Lower the upper wall brackets on to the lugs of the upper locating spacers. Hold the assembly against the mounting surface and mark the hole positions, using a spirit level to ensure that the glass shelves are horizontal. Remove the shelf assembly then drill suitable sized holes for the wall plugs. Fit the wall plugs and secure the shelf to the mounting surface.



CONTRACT ENQUIRIES

+44 (0)1992 708 316

info@lefroybrooks.co.uk

CUSTOMER SERVICE, SPARES & TECHNICAL ENQUIRIES

+44 (0)1902 390 894

technical@lefroybrooks.co.uk

LEFROYBROOKS.CO.UK

Whilst every effort is made to ensure the accuracy of these, they are subject to change without notice as part of the company's product development process. The use of trademarks, product design and artwork is subject to licence or agreement with LBIP Ltd. The design registrations, trademark registrations and copyrights are protected by law and the use or reproduction outside the terms of an agreement is prohibited. The right to modify designs and dimensions is reserved. LBIP Ltd is a member of ACID (Anti Copying in Design). E&OE