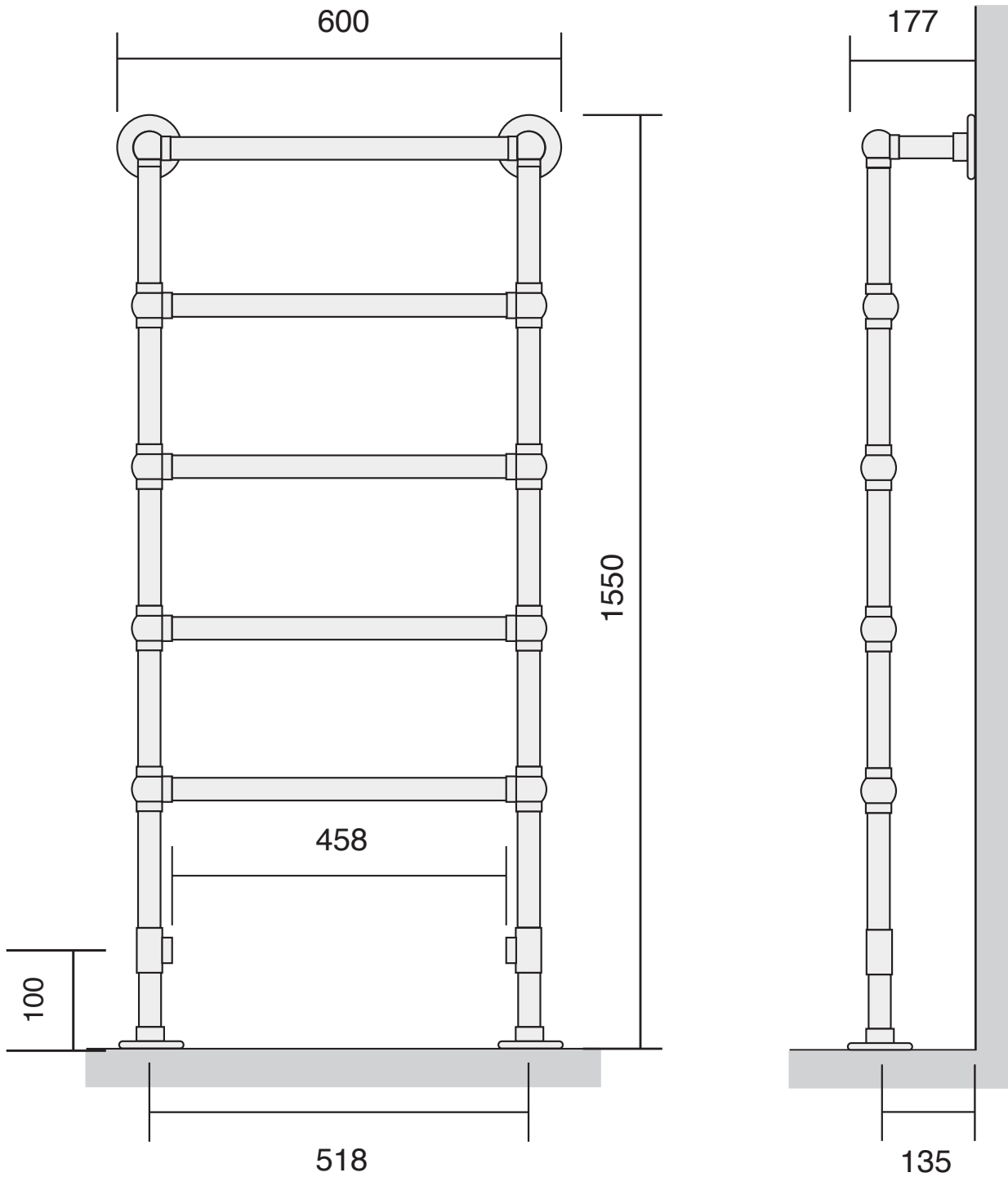




All dimensions are in mm and may vary + - 5mm as they are hand made, hand soldered and polished



Test pressure: **6 BAR**

Max working pressure: **3 BAR**

Max working temperature: **100 °C**

Connections: **1/2" FI**

Heat output determined in accordance with EN 442

Btu/hr @ Delta 60: **1508**

Height over flange: **1550**

Width over flange: **600**

Projection over flange: **177**

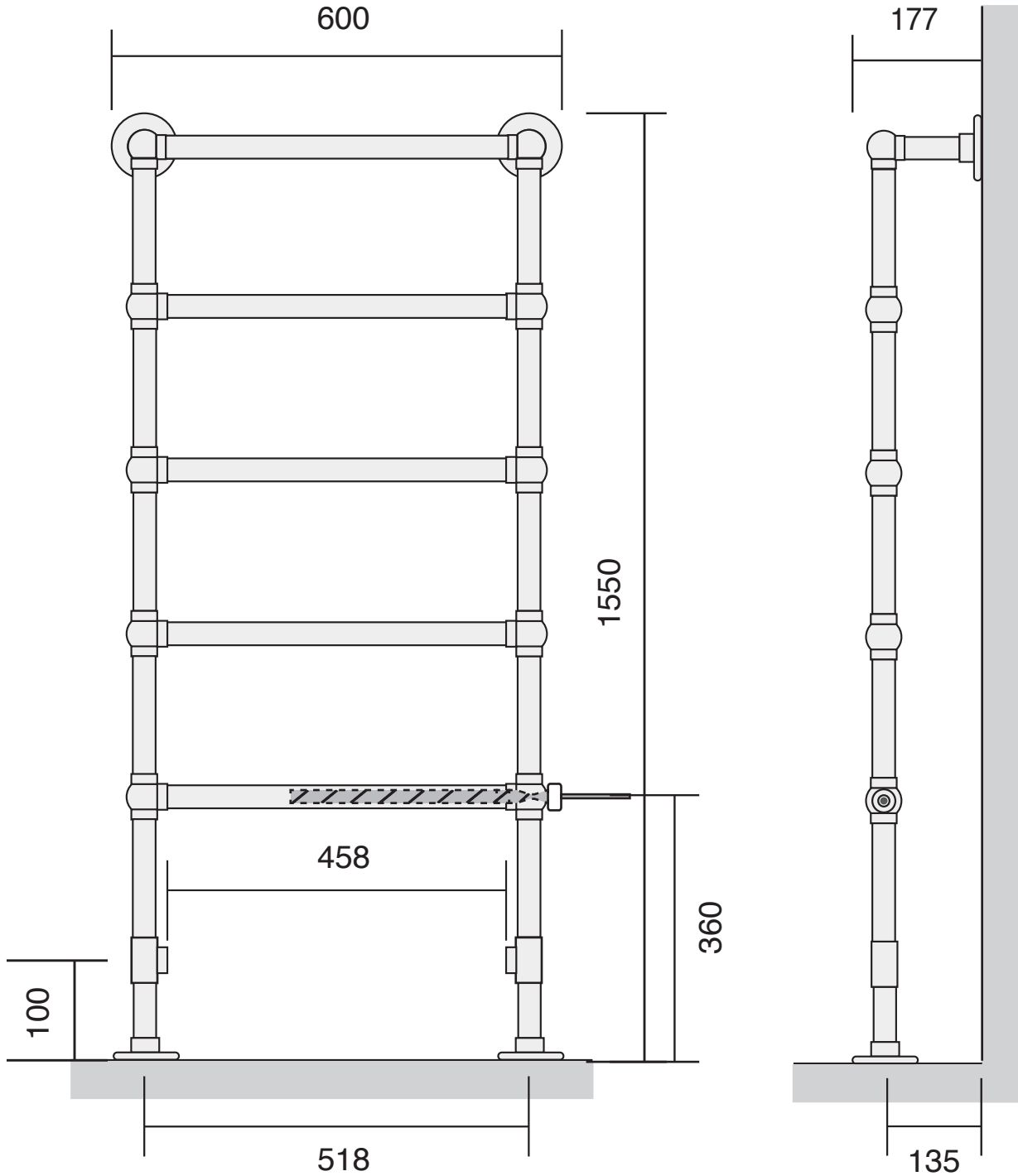
Face to face tappings: **458**

Tube Ø mm: **31.8**

Bard & Brazier rails are made in England from high quality brass and can be used on open or closed circuits



All dimensions are in mm and may vary + - 5mm as they are hand made, hand soldered and polished



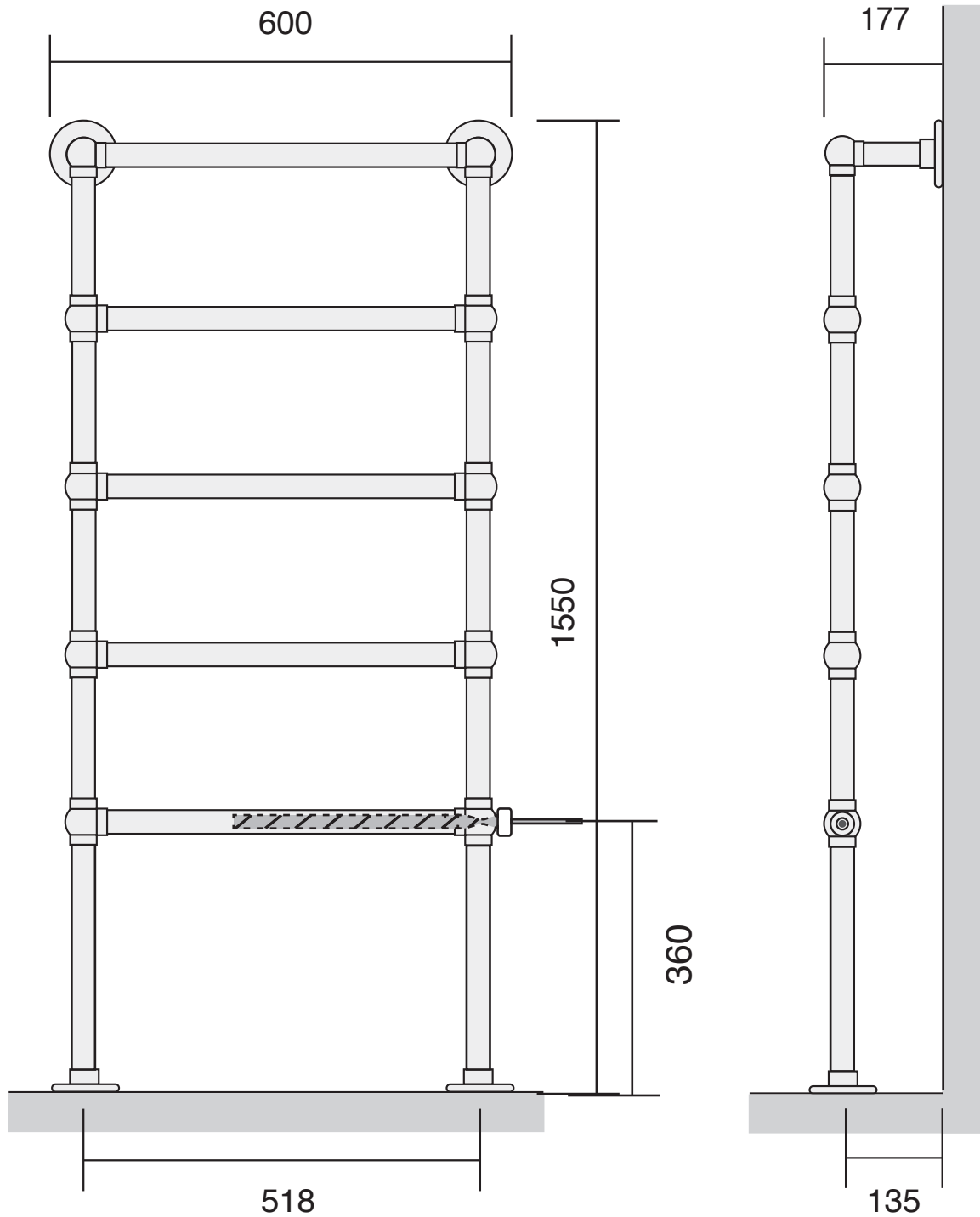
Test pressure: **6 BAR**
 Max working pressure: **3 BAR**
 Max working temperature: **100 °C**
 Connections: **1/2" FI**
 Electric element: **Right hand**
 Heat output determined in accordance with EN 442

Btu/hr @ Delta 60: **1508**
 Electric element wattage: **200**
 Height over flange: **1550**
 Width over flange: **600**
(Approx 80mm required in addition for element)
 Projection over flange: **177**
 Face to face tappings: **458**
 Tube \varnothing mm: **31.8**

Bard & Brazier rails are made
 in England from high quality brass
 and can be used on open or closed
 circuits



All dimensions are in mm and may vary + - 5mm as they are hand made, hand soldered and polished



Test pressure: **6 BAR**
Electric element: **Right hand**
Heat output determined in accordance with EN 442

Electric element wattage: **200**
Height over flange: **1550**
Width over flange: **600**
(Approx 80mm required in addition for element)
Projection over flange: **177**
Tube \varnothing mm: **31.8**

Bard & Brazier rails are made
in England from high quality brass