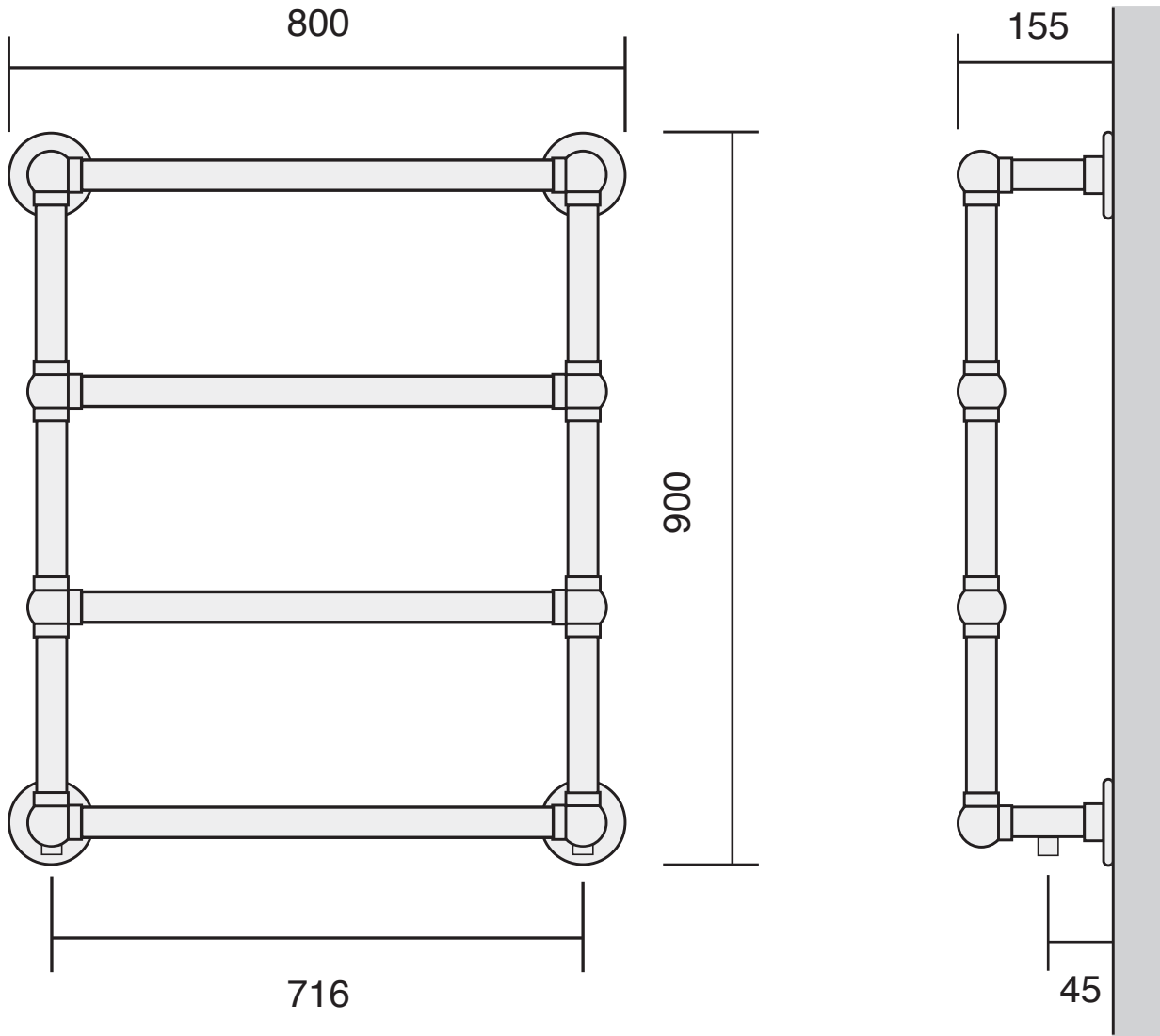




All dimensions are in mm and may vary +/- 5mm as they are hand made, hand soldered and polished



Test pressure: **6 BAR**  
Max working pressure: **3 BAR**  
Max working temperature: **100 °C**  
Connections: **1/2" FI**

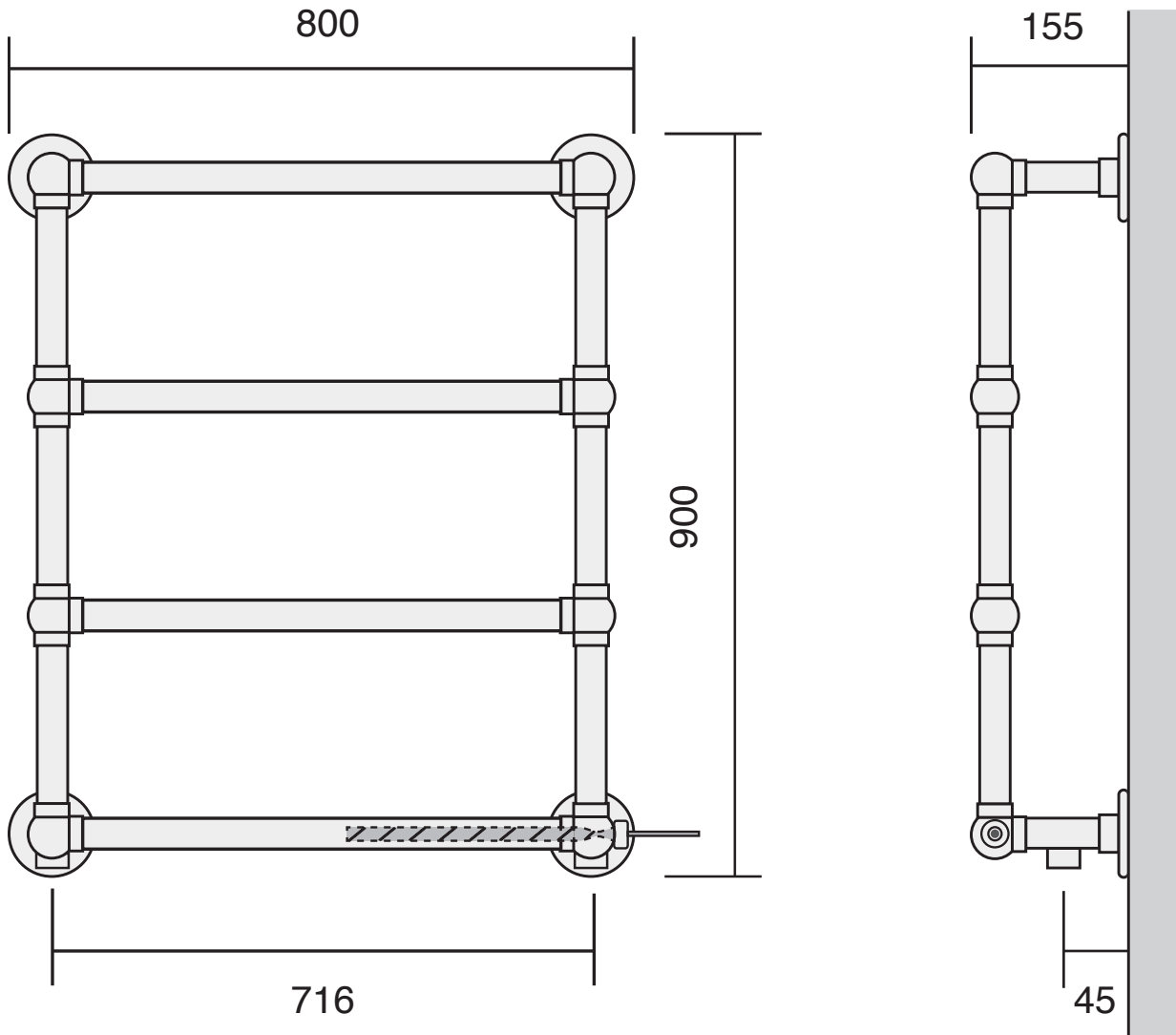
Heat output determined in accordance with EN 442

Btu/hr @ Delta 60: **1095**  
Height over flange: **900**  
Width over flange: **800**  
Overall projection: **155**  
Valve centres: **716**  
Tube  $\varnothing$  mm: **31.8**

Bard & Brazier rails are made in England from high quality brass and can be used on open or closed circuits



All dimensions are in mm and may vary +/- 5mm as they are hand made, hand soldered and polished



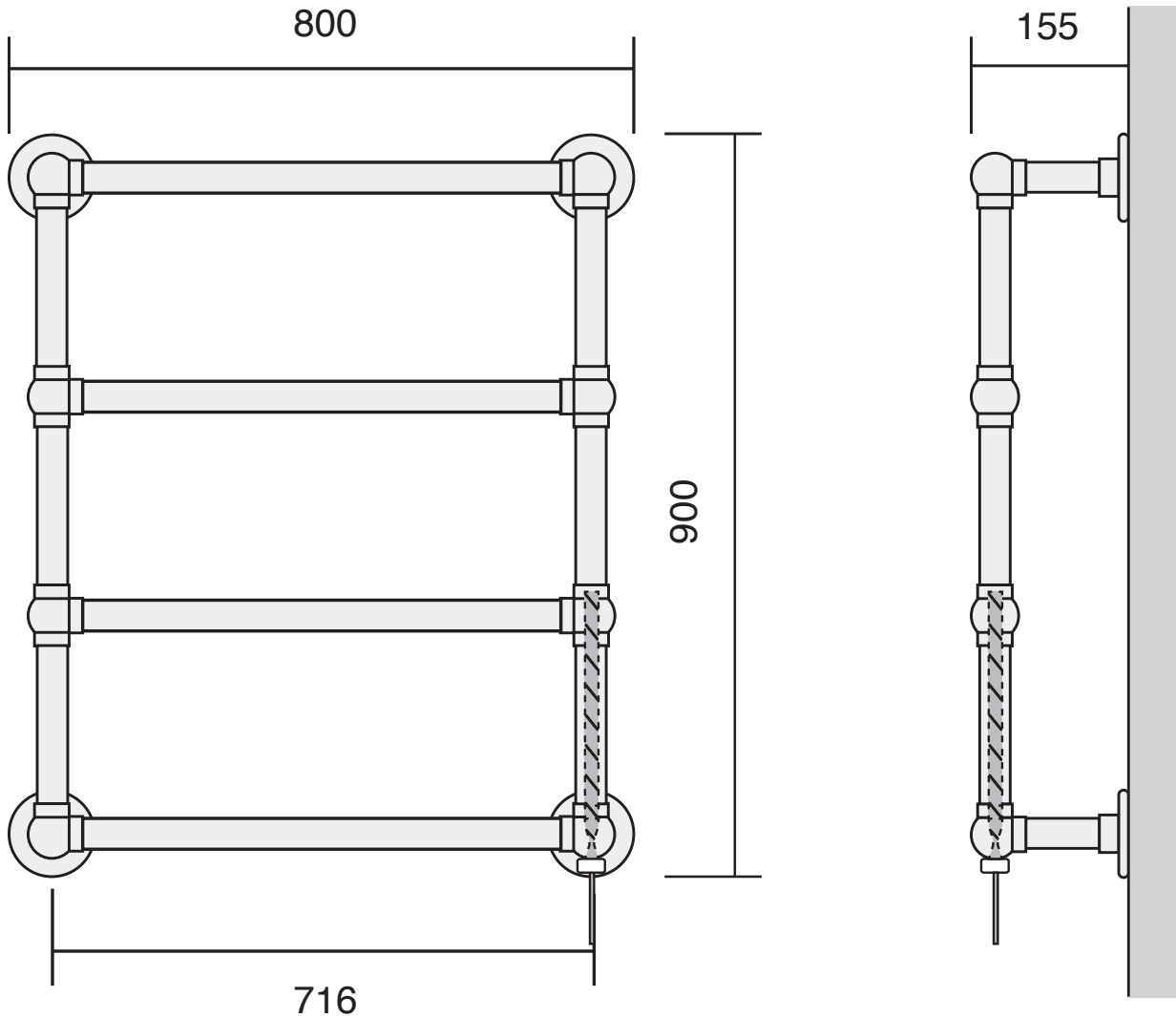
Test pressure: **6 BAR**  
 Max working pressure: **3 BAR**  
 Max working temperature: **100 °C**  
 Connections: **1/2" FI**  
 Electric element: **Right hand**  
 Heat output determined in accordance with EN 442

Btu/hr @ Delta 60: **1095**  
 Electric element wattage: **100**  
 Height over flange: **900**  
 Width over flange: **800**  
 (Approx 80mm required in addition for element)  
 Overall projection: **155**  
 Valve centres: **716**  
 Tube  $\varnothing$  mm: **31.8**

Bard & Brazier rails are made in England from high quality brass and can be used on open or closed circuits



All dimensions are in mm and may vary +/- 5mm as they are hand made, hand soldered and polished



Test pressure: **6 BAR**  
Electric element: **Right hand**  
Heat output determined in accordance with EN 442

Electric element wattage: **100**  
Height over flange: **900**  
(Approx 80mm required in addition for element)  
Width over flange: **800**  
Overall projection: **155**  
Tube  $\varnothing$  mm: **31.8**

Bard & Brazier rails are made  
in England from high quality brass