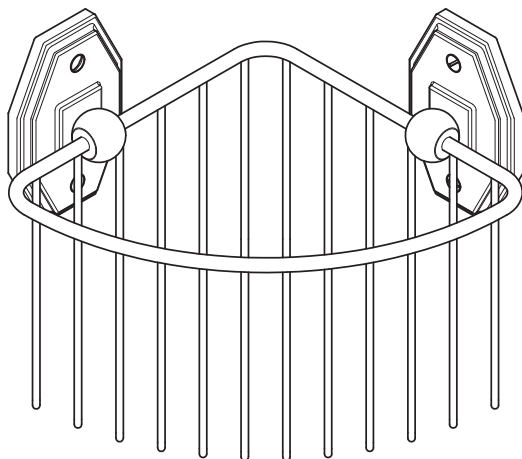
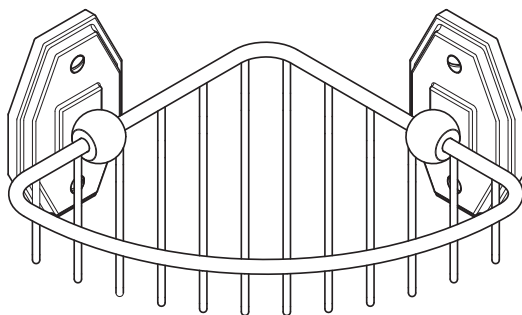


MK 4671 MACKINTOSH CORNER SOAP DISH  
MK 4672 MACKINTOSH CORNER BOTTLE RACK  
INSTALLATION GUIDE

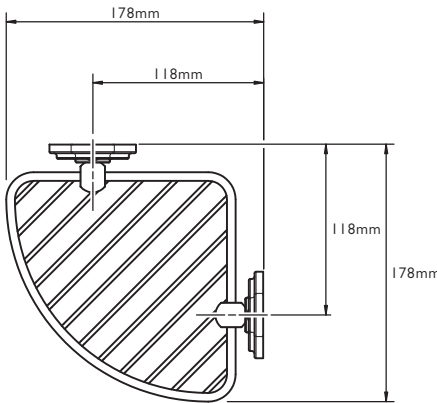
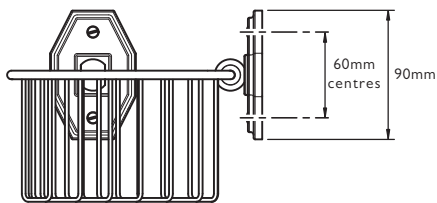
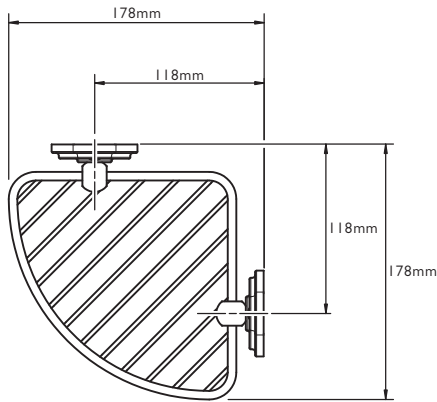
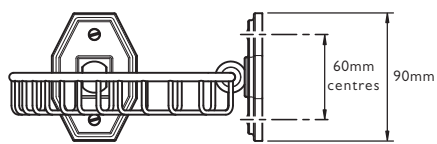
---



---

LEFROY BROOKS

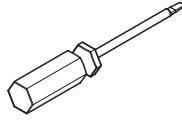
DIMENSIONS



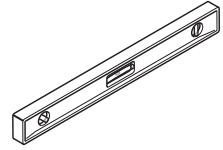
## TOOLS REQUIRED



Powered drill with Ø6mm drill bit



Flat blade screwdriver

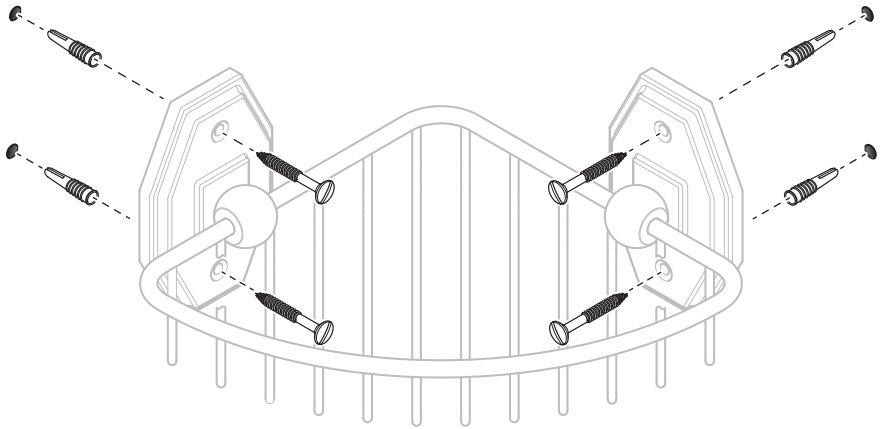


Spirit level

---

## INSTALLATION

SHOWN WITH CORNER SOAP DISH



- 1 Mark the hole positions on the mounting surfaces. Use a spirit level to ensure the holes are level.
- 2 Drill holes using a Ø6mm drill bit.
- 3 Insert the wall plugs into the holes then secure the corner soap dish using the screws supplied.



CUSTOMER SUPPORT

+44 (0)1992 708 316

LEFROYBROOKS.CO.UK

---

Whilst every effort is made to ensure the accuracy of these, they are subject to change without notice as part of the company's product development process. The use of trademarks, product design and artwork is subject to licence or agreement with LBIP Ltd. The design registrations, trademark registrations and copyrights are protected by law and the use or reproduction outside the terms of an agreement is prohibited. The right to modify designs and dimensions is reserved. LBIP Ltd is a member of ACID (Anti Copying in Design).